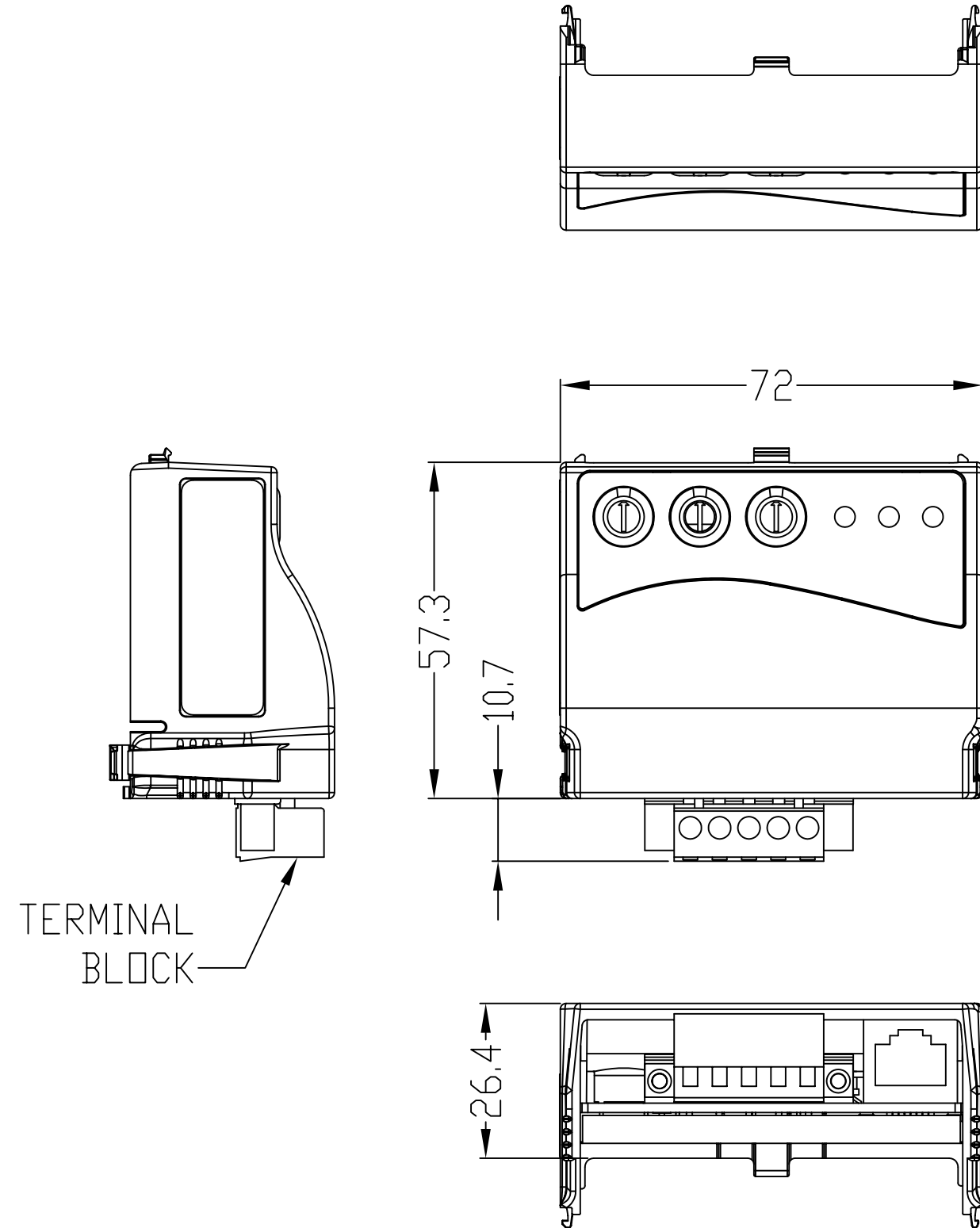


4



# A

B

C



TERMINAL  
BLOCK-

 台達電子工業股份有限公司 DELTA ELECTRONICS, INC.		DRAWN:		DESIGN:			
		DATE:		ECN NO.:			
THESE DRAWINGS AND SPECIFICATIONS ARE THE PROPERTY OF DELTA ELECTRONICS, INC. AND SHALL NOT BE REPRODUCED OR USED AS THE BASIS FOR THE MANUFACTURE OR SELL OF APPARATUSSES OR DEVICES WITHOUT PERMISSION.		DIMENSIONAL TOLERANCES					
		( ) ( ) ( ) ( )		ANGLES			
		DECIMALS <50 ±0.1 <50 ±0.15 <50 ±0.2 <30° ±0.1°					
		X ±0.3 >50~100 ±0.15 >50~100 ±0.2 >50~100 ±0.25 >30°~60° ±0.3°					
		X.X ±0.2 >100~200 ±0.2 >100~200 ±0.25 >100~200 ±0.3 >60°~90° ±0.5°					
		X.XX ±0.1 >200~ ±0.2% >200~ ±0.25% >200~ ±0.3%					
DRAWING NAME: CME-COP01		A3 SIZE  THIRD ANGLE PROJECTION		PART NO.:		REV.	
USED ON	UNIT	mm	SCALE		SHEET 1 OF 2		